

Firmadoor®

Firmadoor Series 2 – Light Industrial Roll-Up Door





Light Industrial

The Firmadoor® Series 2 Light Industrial Roll-Up door is the ideal choice for industrial and commercial applications, as it provides high standards of durability, performance and importantly, operational ease.

Features

- ▲ All doors custom made to suit your application.
- ▲ Lightweight door for easy operation.
- ▲ Fitted with weatherseal to prevent penetration of moisture and dust.
- ▲ Uses Nylofelt® cushioned operation providing smooth, quiet performance.
- ▲ Available in a range of COLORBOND® and Zinalume® finishes for compatibility with all modern cladding materials.
- ▲ Waist high locking for ease of operation.
- ▲ Adaptable for your application with mullions, wicket gates and ventilated curtains all available on request.
- ▲ Continuous brake pressed steel curtain providing superior aesthetics.



Firmadoor®

Firmadoor Series 2 – Light Industrial Roll-Up Door

SPECIFICATIONS:

SIZE: All doors are custom made to suit individual openings up to 5100mm high x 5100mm wide.

CURTAIN: Manufactured from 0.4mm gauge, flexible steel curtain pressed to a horizontal ribbed profile, sliding between vertical guides.

OPERATION: The gearing assembly is mounted inside the door roll to minimise side clearance requirements and provides low operating effort to open and close very large doors. Doors up to 2400mm high can be operated by hand without the need of chain wheel equipment, doors between 2400mm and 3000mm use direct chain drive and doors over 3000mm high use efficient, compact, planetary reduction gearing. Nylofelt® used to minimise friction at the working surface. Ensures continuous smooth, quiet operation, without so much as a touch of lubricant, an ongoing benefit of this product.

FINISH: Wide range of COLORBOND® and Zinalume® finishes available.

BOTTOM RAIL: Aluminium bottom rail with weatherseal provides added protection against dirt, leaves and weather.

LOCKING: Waist high heavy duty locking system. Slide bolt locking is located internally on the left hand side of the door. Options available on request:

- Chain locking.
- Waist high internal slide bolt locking can be located on the right hand side or both sides.
- Centre lift lock with external key and internal knob operation.
- Internal and/or external bottom rail slide bolt locking.

OPTIONS:

- Mullions: Where a choice of partial or total access to the building is required, a combination of mullions and multiple Series 2 light industrial doors is recommended to provide a number of smaller doors, rather than one wide door.
- Electric and remote operation are available, ask your B&D representative or dealer to recommend a unit to suit.
- Wicket gates provide quick and easy access in or out of the premises, without the need to raise the door. The wicket gate opening size is 1780mm high x 600mm wide. This gate is specified when inward opening is required. Wicket gates are fitted with an external key operated night latch locks. When the door is in the open position the cranked bottom rail hangs 65mm below the lintel.
- Where ventilation is required the doors may be partially or fully perforated to allow light penetration or up to 10% airflow.

TECHNICAL DETAILS:

B&D will advise you on technical specifications, product pricing, and discuss which product would best suit your particular application, at your request. Please phone your local B&D office, listed below, for further information.

The company reserves the right to make changes or improvements to the products and accessories without notice and without incurring any obligation to make similar changes or improvements to goods previously ordered.

DIMENSIONS:

A1* Denotes sideroom required for installation of inside/outside mounted 1/2Hp motor. Left hand operation only.

B Denotes non geared end of curtain.

B1 Denotes geared end of curtain.

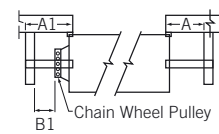
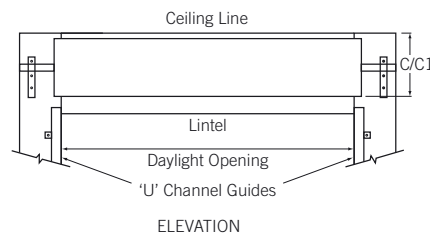
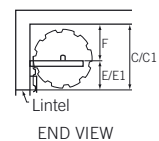
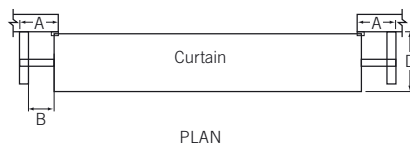
C1 & E1 Denotes restricted headroom installation requirements.

C & E is recommended.

All measurements are in millimetres and are minimum unless otherwise shown.

NOTE: Door curtain overlap 50mm each side.

Height	A	A1	A1*	B	B1	C	C1	D	E	E1	F	Operation
Up to 2400	135	125	160/450	35	N/A	540	475	555	245	180	295	Hand Operated
2401-2700	135	135	160/450	35	5	620	555	565	310	245	310	Direct Chain Drive
2701-3000	175	205	160/450	35	5	620	555	565	310	245	310	Direct Chain Drive
3001-3300	195	225	160/450	35	5	620	555	565	310	245	310	Planetary Gearing
3301-4200	195	225	160/450	35	5	620	555	585	310	245	310	Planetary Gearing
4201-5100	210	225	160/450	35	5	635	590	615	310	265	325	Planetary Gearing



CHAIN WHEEL DOORS

- For areas within one kilometre of a corrosive environment eg salt air or industrial fallout, special care and maintenance are generally required for metal products. Consult B&D Doors or your B&D dealer for advice.
- Firmadoor Series 2 Light Industrial doors are covered by a 1 year warranty for complete door and parts, conditional on proper care, as recommended in the door's handbook. Full details of the warranty are available, on request, from your nearest B&D office.
- The company reserves the right to make changes or improvements to the products or accessories without notice and without incurring any obligation to make similar changes or improvements to goods previously ordered. Specifications subject to change without notice.
- Nylofelt and Firmadoor are trademarks of B&D Australia Pty Ltd. Abuse of these trademarks will result in legal action.
- B&D products have many patents and registered designs applicable.
- COLORBOND and Zinalume are registered trademarks of BlueScope Steel Limited.
- While BlueScope Steel Limited is our preferred supplier, steel products from other sources may also be used.
- Details correct at date of publication.

B&D Australia Pty Ltd, an Alesco company. ABN 25 010 473 971 © 2006 B&D Australia.

- **Queensland:** B&D Doors Head Office, 17 Oasis Court, Clontarf QLD 4019, Tel: (07) 3883 0200, Fax: (07) 3283 4870, Email: qldsales@bnd.com.au
- **New South Wales & ACT:** B&D Doors, 34-36 Marigold Street, Revesby NSW 2212, Tel: (02) 9722 5555, Fax: (02) 9771 3936, Email: nswsales@bnd.com.au
B&D Doors, Unit 13-14 Drummond Street (Cnr Masters Rd), Coniston NSW 2500, Tel: (02) 4226 2288, Fax: (02) 4226 3900, Email: nswsales@bnd.com.au
B&D Doors, 1/108 Mitchell Road, Cardiff NSW 2285, Tel: (02) 4956 8533, Fax: (02) 4956 8536, Email: nswsales@bnd.com.au
- **Victoria & Tasmania:** B&D Doors, 147-153 Canterbury Road, Kilsyth VIC 3137, Tel: (03) 9237 7766, Fax: (03) 9237 7700, Email: vic-sales@bnd.com.au
- **Western Australia:** B&D Doors, 96 Mulgool Road, Malaga WA 6090, Tel: (08) 9247 8777, Fax: (08) 9247 8700, Email: wasales@bnd.com.au
- **South Australia:** B&D Doors, 23 Frederick Road, Royal Park SA 5014, Tel: (08) 8440 4747, Fax: (08) 8440 4746, Email: sasales@bnd.com.au
- **International:** B&D Doors, 34-36 Marigold Street, Revesby NSW 2212, Tel: (61 2) 9722 5555, Fax: (61 2) 9771 6385, Email: bndint@bnd.com.au